

アルファベット練習シート・小文字 (1)

Date /

●それぞれの文字を、なぞり書きしよう。

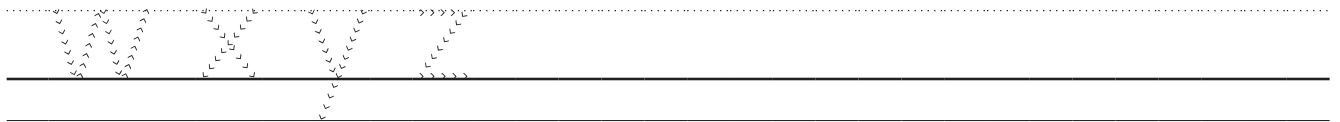
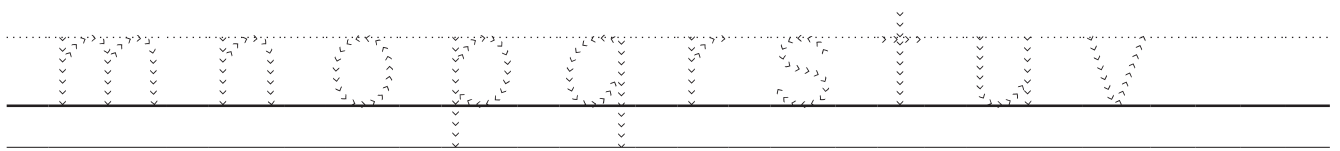
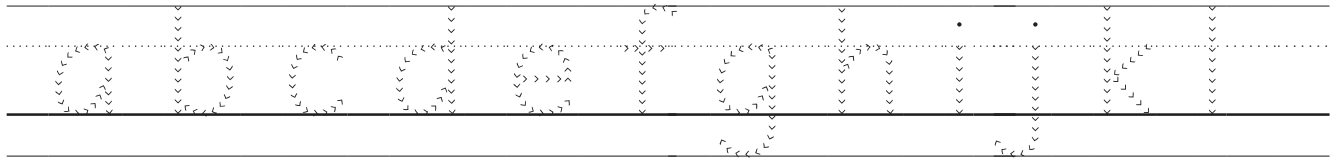
Handwriting practice sheet for lowercase letters (a-z). Each letter is shown on a set of three horizontal lines (top, middle-dotted, bottom) with numbered arrows indicating stroke order. The letters are arranged in rows: Row 1: a, b, c, d; Row 2: e, f, g, h; Row 3: i, j, k, l; Row 4: m, n, o, p; Row 5: q, r, s, t; Row 6: u, v, w, x; Row 7: y, z.

Class Number Name

アルファベット練習シート ▶ 小文字 (2)

Date /

●それぞれの文字を、なぞり書きしよう。



●上の文字を参考に、アルファベットを書こう。

Blank handwriting practice line with a dotted midline and solid top and bottom lines.

Blank handwriting practice line with a dotted midline and solid top and bottom lines.

Blank handwriting practice line with a dotted midline and solid top and bottom lines.

Blank handwriting practice line with a dotted midline and solid top and bottom lines.

Class

Number

Name

アルファベット練習シート・大文字 (1)

Date /

●それぞれの文字を、なぞり書きしよう。

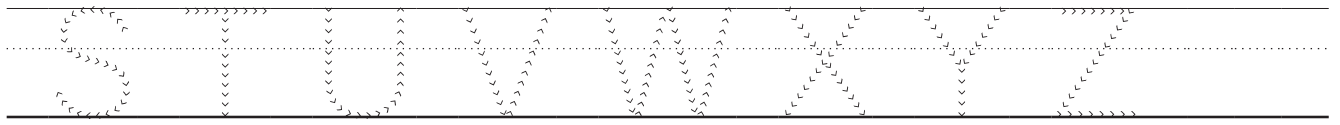
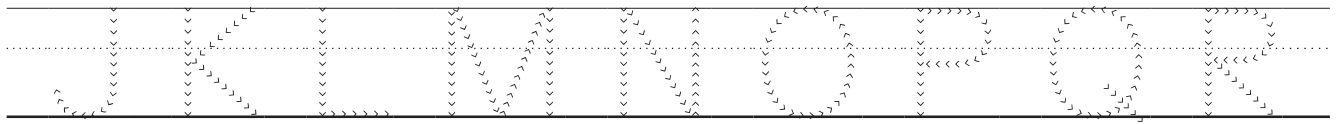
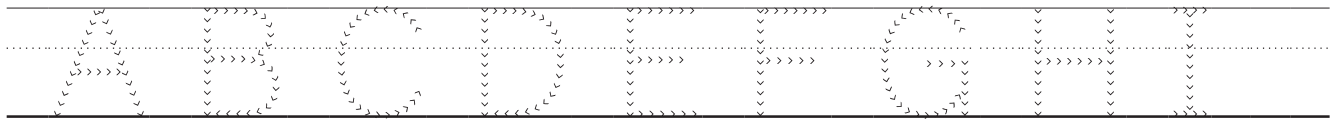
Handwriting practice sheet for uppercase letters A through Z. Each letter is shown on a set of three horizontal lines (top, middle, bottom) with numbered arrows indicating the stroke order and direction. The letters are arranged in rows: Row 1: A, B, C, D; Row 2: E, F, G, H; Row 3: I, J, K, L; Row 4: M, N, O, P; Row 5: Q, R, S, T; Row 6: U, V, W, X; Row 7: Y, Z.

Class _____ Number _____ Name _____

アルファベット練習シート ▶ 大文字 (2)

Date /

●それぞれの文字を、なぞり書きしよう。



●上の文字を参考に、アルファベットを書こう。

Blank handwriting practice lines (top, middle-dotted, bottom).

Blank handwriting practice lines (top, middle-dotted, bottom).

Blank handwriting practice lines (top, middle-dotted, bottom).

Blank handwriting practice lines (top, middle-dotted, bottom).

Class

Number

Name